



## Nissan Micra IG-T 90 Dump Valve Fitting Instructions




Please thoroughly read through and familiarize yourself with these instructions in their entirety prior to beginning any part of the installation process of any component. Please also ensure the vehicle and engine has cooled down sufficiently to avoid risking possible skin burns or other injury. Please also read the information below before starting any part of the following installation as failure of correct care may void your warranty.


### **TOOLS NEEDED:**

7mm Hose Clamp drive  
Hose Clamp remover

1. Open your bonnet and locate the OEM valve.




2. Remove the vacuum line from the top of the valve. Using a hose clamp drive, loosen the remaining hoses and remove the OEM valve.



3. If you have purchased the Forge atmospheric valve, please go to Step 6
4. Fit the Forge dump valve the same way the OEM valve was fitted. Ensure all hoses are secure.




5. Your vehicle is now ready for a test drive.
6. Remove the recirculation hose pictured below.



7. Fit the supplied blanking hose using the original clamp as pictured below.



8. Fit the Forge atmospheric valve into position.



9. An extra half a metre of vacuum hose is included in the atmospheric valve kit. Replace the vacuum hose if the OEM hose is too short (this can vary from vehicle to vehicle).

10. Refit the vacuum hose to the top port on the Forge valve and ensure all hose clamps are secure.

11. Your vehicle is now ready for a test drive.

Check out [WWW.FORGEMOTORSPORT.CO.UK](http://WWW.FORGEMOTORSPORT.CO.UK) and  
[WWW.FORGEMOTORSPORT.COM](http://WWW.FORGEMOTORSPORT.COM)

For a full range of performance products for your vehicle.

As always, with any questions or concerns about this product or anything else, please feel free to contact your local or preferred Forge Motorsport Dealer/ Installer, or you may contact us directly.

Forge Motorsport UK – (+44)1 452 380 999 / [info@foragemotorsport.co.uk](mailto:info@foragemotorsport.co.uk)

Forge Motorsport US – (407)-447-5363 / [sales@foragemotorsport.com](mailto:sales@foragemotorsport.com)

# Engineered for performance

